CITY OF TOPPENISH

TRANSPORTATION SAFETY ACTION PLAN

SAFETY IN TOPPENISH

Based on crash data from the Washington State Department of Transportation from 2018 to 2022 within the City of Toppenish (excludes US 97):

461 TOTAL CRASHES REPORTED

Average of 92 crashes per year

6 CRASHES RESULTED IN FATAL OR SERIOUS INJURY

Average of 1.2 fatal or serious injuries per year

NUMBER OF CRASHES BY SEVERITY

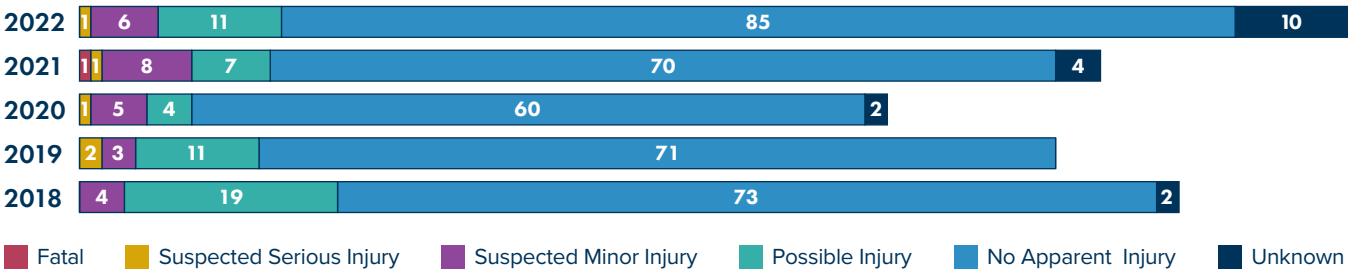

MOST COMMON REPORTED CRASH TYPES (ANY SEVERITY)

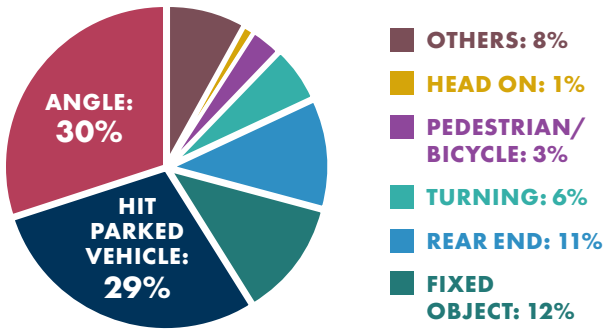

MOST COMMON REPORTED CRASH TYPES (FATAL OR SERIOUS INJURY)

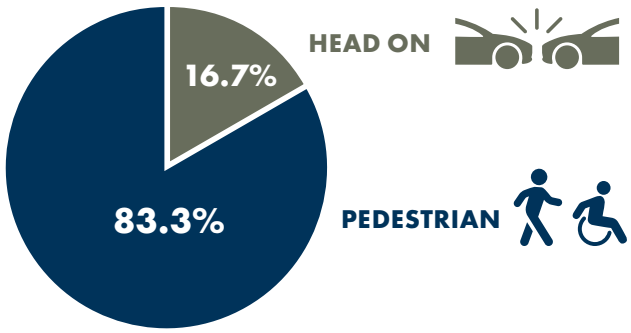

FOUR MOST COMMON REPORTED CONTRIBUTING FACTORS TO CRASHES IN TOPPENISH

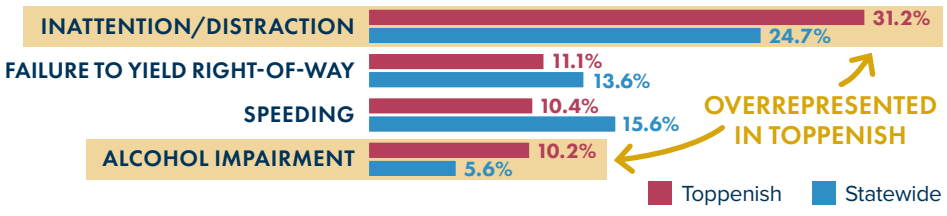

CITY OF TOPPENISH

TO LEARN MORE, VISIT: DKS-ENGAGE.COM/TOPPENISH-TSAP